

12 200m Freestyle Women Heat

Official

13NZR

13 Years New Zealand Short Course Record

2:03.57 2017-10-03

Erika Fairweather NEPOT

14NZR

14 Years New Zealand Short Course Record

2:01.94 2009-09-30

Sophia Batchelor AQGCB

NZR

Open New Zealand Short Course

1:53.07 2023-08-09

Erika Fairweather

Show more



Entries



Heats



Summary

Total

Rank	Competitor	Age	Club	RT	PTS	Result
1	Castelluzzo (V) Brittany	23	Australia	0.66		1:57.85 Entry: 1:56.32 (+1.53) Q
	25m: 12.83	50m: 27.31 (14.48)	75m: 41.87 (14.56)			
	100m: 56.61 (14.74)	125m: 1:11.51 (14.90)	150m: 1:26.69 (15.18)			
	175m: 1:42.40 (15.71)	200m: 1:57.85 (15.45)				
2	Edwards Chelsey	23	North Shore...	0.63		2:00.06 Entry: 1:57.35 (+2.71) Q
	25m: 13.35	50m: 28.10 (14.75)	75m: 43.06 (14.96)			
	100m: 58.03 (14.97)	125m: 1:13.30 (15.27)	150m: 1:28.91 (15.61)			
	175m: 1:44.70 (15.79)	200m: 2:00.06 (15.36)				
3	Emmett Olivia	16	Club 37	0.77		2:01.12 Entry: 2:00.74 (+0.38) Q
	25m: 13.37	50m: 27.98 (14.61)	75m: 43.23 (15.25)			
	100m: 58.47 (15.24)	125m: 1:14.08 (15.61)	150m: 1:29.84 (15.76)			
	175m: 1:45.88 (16.04)	200m: 2:01.12 (15.24)				
4	Walker (V) Molly	19	Australia	0.76		2:01.27 Entry: 2:00.96 (+0.31) Q
	25m: 13.44	50m: 28.33 (14.89)	75m: 43.63 (15.30)			
	100m: 59.05 (15.42)	125m: 1:14.86 (15.81)	150m: 1:30.47 (15.61)			
	175m: 1:46.09 (15.62)	200m: 2:01.27 (15.18)				
5	Osborne Summer	19	North Shore...	0.71		2:01.64 Entry: 1:57.59 (+4.05) Q
	25m: 13.34	50m: 28.08 (14.74)	75m: 43.49 (15.41)			
	100m: 59.21 (15.72)	125m: 1:14.70 (15.49)	150m: 1:30.30 (15.60)			
	175m: 1:46.18 (15.88)	200m: 2:01.64 (15.46)				
6	Abdou Hanna	17	Wharenui S...	0.79		2:01.97 Entry: 2:02.58 (-0.61) Q
	25m: 13.65	50m: 28.67 (15.02)	75m: 44.22 (15.55)			
	100m: 59.92 (15.70)	125m: 1:15.41 (15.49)	150m: 1:31.08 (15.67)			
	175m: 1:46.83 (15.75)	200m: 2:01.97 (15.14)				
7	Heath Ruby	24	Neptune S...	0.69		2:02.33 Entry: 2:00.70 (+1.63) Q
	25m: 13.62	50m: 28.55 (14.93)	75m: 43.95 (15.40)			
	100m: 59.64 (15.69)	125m: 1:15.10 (15.46)	150m: 1:30.84 (15.74)			
	175m: 1:46.81 (15.97)	200m: 2:02.33 (15.52)				

8	 Bennett Brooke	17	 North Cant...	0.81	2:02.37 (+1.81) Entry: 2:00.56	Q
	25m: 13.65	50m: 28.35 (14.70)	75m: 43.65 (15.30)			
	100m: 59.23 (15.58)	125m: 1:15.10 (15.87)	150m: 1:31.13 (16.03)			
	175m: 1:47.15 (16.02)	200m: 2:02.37 (15.22)				
9	 Trumble (V) Madeleine	18	 Australia	0.68	2:02.60 (+0.47) Entry: 2:02.13	Q
	25m: 13.39	50m: 28.59 (15.20)	75m: 43.88 (15.29)			
	100m: 59.30 (15.42)	125m: 1:14.81 (15.51)	150m: 1:30.71 (15.90)			
	175m: 1:46.82 (16.11)	200m: 2:02.60 (15.78)				
10	 Welsh Jesse	20	 Club 37	0.77	2:02.65 (+1.27) Entry: 2:01.38	Q
	25m: 13.17	50m: 28.11 (14.94)	75m: 43.54 (15.43)			
	100m: 59.49 (15.95)	125m: 1:15.48 (15.99)	150m: 1:31.33 (15.85)			
	175m: 1:47.39 (16.06)	200m: 2:02.65 (15.26)				
11	 Lourey (V) Samantha	19	 Australia	0.73	2:02.69 (-0.94) Entry: 2:03.63	Q
	25m: 13.30	50m: 28.26 (14.96)	75m: 43.72 (15.46)			
	100m: 59.31 (15.59)	125m: 1:15.12 (15.81)	150m: 1:31.10 (15.98)			
	175m: 1:47.22 (16.12)	200m: 2:02.69 (15.47)				
12	 De Coster Nina	16	 St Paul's S...	0.73	2:03.28 (+2.33) Entry: 2:00.95	Q
	25m: 13.56	50m: 28.80 (15.24)	75m: 43.82 (15.02)			
	100m: 59.33 (15.51)	125m: 1:15.40 (16.07)	150m: 1:31.62 (16.22)			
	175m: 1:48.15 (16.53)	200m: 2:03.28 (15.13)				
13	 Jarrett (V) Zahri	15	 Australia	0.68	2:03.40 (-1.17) Entry: 2:04.57	Q
	25m: 13.91	50m: 29.17 (15.26)	75m: 44.77 (15.60)			
	100m: 1:00.83 (16.06)	125m: 1:16.66 (15.83)	150m: 1:32.42 (15.76)			
	175m: 1:48.47 (16.05)	200m: 2:03.40 (14.93)				
14	 Bearman (V) Maya	15	 Australia	0.70	2:03.51 (-1.08) Entry: 2:04.59	Q
	25m: 13.80	50m: 29.25 (15.45)	75m: 44.78 (15.53)			
	100m: 1:00.72 (15.94)	125m: 1:16.58 (15.86)	150m: 1:32.46 (15.88)			
	175m: 1:48.42 (15.96)	200m: 2:03.51 (15.09)				
15	 McCarthy Georgina	22	 Hamilton Aq...	0.75	2:03.61 (-1.21) Entry: 2:04.82	Q
	25m: 13.62	50m: 28.76 (15.14)	75m: 44.31 (15.55)			
	100m: 59.96 (15.65)	125m: 1:15.78 (15.82)	150m: 1:31.56 (15.78)			
	175m: 1:47.75 (16.19)	200m: 2:03.61 (15.86)				
16	 Peters Chloe	16	 Hamilton Aq...	0.68	2:03.84 (+0.08) Entry: 2:03.76	Q
	25m: 13.41	50m: 28.75 (15.34)	75m: 44.07 (15.32)			
	100m: 59.79 (15.72)	125m: 1:15.63 (15.84)	150m: 1:31.92 (16.29)			
	175m: 1:48.08 (16.16)	200m: 2:03.84 (15.76)				
17	 McLellan (V) Eloise	14	 Australia	0.72	2:04.30 (+2.43) Entry: 2:01.87	Q
	25m: 13.66	50m: 28.51 (14.85)	75m: 43.81 (15.30)			
	100m: 59.46 (15.65)	125m: 1:15.75 (16.29)	150m: 1:32.19 (16.44)			
	175m: 1:48.56 (16.37)	200m: 2:04.30 (15.74)				
18	 Horton Maddy	19	 Jasi Swim ...	0.68	2:05.04 (-2.52) Entry: 2:07.56	Q

25m: 13.62 50m: 29.18 (15.56) 75m: 45.05 (15.87)
100m: 1:00.95 (15.90) 125m: 1:16.73 (15.78) 150m: 1:32.79 (16.06)
175m: 1:49.08 (16.29) 200m: 2:05.04 (15.96)

19  **Gibson (V) Siena** 15  **Australia** 0.74 **2:05.20** **Q**
Entry: 2:05.10 (+0.10)

25m: 13.69 50m: 28.74 (15.05) 75m: 44.46 (15.72)
100m: 1:00.19 (15.73) 125m: 1:16.36 (16.17) 150m: 1:32.76 (16.40)
175m: 1:49.28 (16.52) 200m: 2:05.20 (15.92)

20  **Apps (V) Jemma** 17  **Australia** 0.75 **2:05.55** -
Entry: 2:05.08 (+0.47)

25m: 13.98 50m: 29.20 (15.22) 75m: 44.78 (15.58)
100m: 1:00.52 (15.74) 125m: 1:16.22 (15.70) 150m: 1:32.64 (16.42)
175m: 1:49.42 (16.78) 200m: 2:05.55 (16.13)

21  **Crawford Zoe** 19  **Coast Swi...** 0.70 **2:05.82** **Q**
Entry: 2:05.59 (+0.23)

25m: 13.35 50m: 28.09 (14.74) 75m: 43.54 (15.45)
100m: 59.36 (15.82) 125m: 1:15.60 (16.24) 150m: 1:32.44 (16.84)
175m: 1:49.34 (16.90) 200m: 2:05.82 (16.48)

22  **Palmer Luisa** 14  **Wanaka Sw...** 0.69 **2:07.25** **Q**
Entry: 2:09.43 (-2.18)

25m: 13.94 50m: 29.96 (16.02) 75m: 45.95 (15.99)
100m: 1:02.26 (16.31) 125m: 1:18.44 (16.18) 150m: 1:35.11 (16.67)
175m: 1:51.57 (16.46) 200m: 2:07.25 (15.68)

23  **Galea (V) Olivia** 14  **Australia** 0.75 **2:07.26** -
Entry: 2:07.13 (+0.13)

25m: 13.51 50m: 28.51 (15.00) 75m: 44.10 (15.59)
100m: 1:00.57 (16.47) 125m: 1:17.18 (16.61) 150m: 1:34.48 (17.30)
175m: 1:51.31 (16.83) 200m: 2:07.26 (15.95)

24  **Miles Brooke** 19  **Nga Tai Tu...** 0.65 **2:07.32** **Q**
Entry: 2:05.02 (+2.30)

25m: 13.54 50m: 28.73 (15.19) 75m: 44.17 (15.44)
100m: 1:00.19 (16.02) 125m: 1:16.27 (16.08) 150m: 1:33.19 (16.92)
175m: 1:50.40 (17.21) 200m: 2:07.32 (16.92)

25  **Yamagami Kiri** 15  **Club 37** 0.71 **2:07.37** **Q**
Entry: 2:06.35 (+1.02)

25m: 13.53 50m: 29.59 (16.06) 75m: 44.94 (15.35)
100m: 1:00.80 (15.86) 125m: 1:16.85 (16.05) 150m: 1:33.41 (16.56)
175m: 1:50.59 (17.18) 200m: 2:07.37 (16.78)

26  **Bell Millie** 16  **North Cant...** 0.78 **2:07.55** **Q**
Entry: 2:07.73 (-0.18)

25m: 13.98 50m: 29.77 (15.79) 75m: 45.67 (15.90)
100m: 1:02.16 (16.49) 125m: 1:18.44 (16.28) 150m: 1:35.12 (16.68)
175m: 1:51.45 (16.33) 200m: 2:07.55 (16.10)



27  **Fisher Tandia** 14  **Wharenui S...** 0.74 **2:07.57** **Q**
Entry: 2:08.23 (-0.66)

25m: 13.98 50m: 29.42 (15.44) 75m: 45.11 (15.69)
100m: 1:01.23 (16.12) 125m: 1:17.70 (16.47) 150m: 1:34.55 (16.85)
175m: 1:51.39 (16.84) 200m: 2:07.57 (16.18)

28  **Hains Macy** 15  **Club 37** 0.76 **2:07.85** **Q**
Entry: 2:08.27 (-0.42)

25m: 14.00 50m: 29.50 (15.50) 75m: 45.52 (16.02)
100m: 1:01.81 (16.29) 125m: 1:18.29 (16.48) 150m: 1:34.89 (16.60)


175m: 1:51.76 (16.87) 200m: 2:07.85 (16.09)

29  **Macdonald Holli** **17**  **Enterprise ...** 0.74 **2:07.95**
Entry: 2:06.37 (+1.58) Q

25m: 14.20 50m: 29.47 (15.27) 75m: 45.82 (16.35)
100m: 1:02.25 (16.43) 125m: 1:18.77 (16.52) 150m: 1:35.27 (16.50)
175m: 1:51.82 (16.55) 200m: 2:07.95 (16.13)

30  **Aburn Charlotte** **16**  **Neptune S...** 0.70 **2:08.11**
Entry: 2:05.73 (+2.38) Q



25m: 13.94 50m: 29.51 (15.57) 75m: 45.40 (15.89)
100m: 1:01.69 (16.29) 125m: 1:18.11 (16.42) 150m: 1:34.95 (16.84)
175m: 1:51.76 (16.81) 200m: 2:08.11 (16.35)

31  **Riley Indiana** **16**  **Hamilton Aq...** 0.75 **2:08.28**
Entry: 2:10.76 (-2.48) Q

25m: 14.42 50m: 30.20 (15.78) 75m: 46.49 (16.29)
100m: 1:02.92 (16.43) 125m: 1:19.10 (16.18) 150m: 1:35.62 (16.52)
175m: 1:52.14 (16.52) 200m: 2:08.28 (16.14)

32  **Davoren Isobella** **16**  **Mt Maunga...** 0.88 **2:08.33**
Entry: 2:07.61 (+0.72) Q



25m: 14.39 50m: 30.03 (15.64) 75m: 46.03 (16.00)
100m: 1:02.38 (16.35) 125m: 1:18.49 (16.11) 150m: 1:35.11 (16.62)
175m: 1:51.79 (16.68) 200m: 2:08.33 (16.54)

33  **Baker Genaya** **15**  **SwimZone ...** 0.77 **2:09.66**
Entry: 2:09.50 (+0.16) R1



25m: 14.09 50m: 29.93 (15.84) 75m: 46.11 (16.18)
100m: 1:02.56 (16.45) 125m: 1:19.20 (16.64) 150m: 1:36.02 (16.82)
175m: 1:53.00 (16.98) 200m: 2:09.66 (16.66)

34  **Austin Amelie** **17**  **St Paul's S...** 0.79 **2:09.90**
Entry: 2:09.02 (+0.88) R2



25m: 14.26 50m: 30.17 (15.91) 75m: 46.43 (16.26)
100m: 1:02.80 (16.37) 125m: 1:19.24 (16.44) 150m: 1:35.91 (16.67)
175m: 1:53.16 (17.25) 200m: 2:09.90 (16.74)

35  **Winter Heidi** **15**  **Alexandra ...** 0.75 **2:10.42**
Entry: 2:09.70 (+0.72)



25m: 13.93 50m: 29.70 (15.77) 75m: 46.37 (16.67)
100m: 1:03.00 (16.63) 125m: 1:20.02 (17.02) 150m: 1:37.03 (17.01)
175m: 1:54.03 (17.00) 200m: 2:10.42 (16.39)

36  **Kim Lani** **13**  **North Shor...** 0.71 **2:10.43**
Entry: 2:10.72 (-0.29)























25m: 14.16 50m: 29.86 (15.70) 75m: 45.79 (15.93)
100m: 1:02.23 (16.44) 125m: 1:18.90 (16.67) 150m: 1:36.07 (17.17)
175m: 1:53.48 (17.41) 200m: 2:10.43 (16.95)

37  **Buissinne Kezia** **16**  **North Shor...** 0.76 **2:10.49**
Entry: 2:06.60 (+3.89)

25m: 13.97 50m: 29.72 (15.75) 75m: 45.79 (16.07)
100m: 1:02.18 (16.39) 125m: 1:18.99 (16.81) 150m: 1:36.24 (17.25)
175m: 1:53.56 (17.32) 200m: 2:10.49 (16.93)

38  **Gwiazdzinski Meila** **15**  **Stratford Fl...** 0.73 **2:11.11**
Entry: 2:09.52 (+1.59)

25m: 14.34 50m: 30.08 (15.74) 75m: 46.34 (16.26)
100m: 1:03.12 (16.78) 125m: 1:20.38 (17.26) 150m: 1:37.31 (16.93)
175m: 1:54.56 (17.25) 200m: 2:11.11 (16.55)

39	 Martin Sophie	16	 SwimZone ...	0.82	2:11.13 Entry: 2:11.32 (-0.19)
	25m: 14.58	50m: 30.82 (16.24)	75m: 47.28 (16.46)		
	100m: 1:03.95 (16.67)	125m: 1:20.77 (16.82)	150m: 1:37.86 (17.09)		
	175m: 1:54.71 (16.85)	200m: 2:11.13 (16.42)			
40	 Knight Kayla	15	 United Swi...	0.75	2:11.33 Entry: 2:11.19 (+0.14)
	25m: 14.09	50m: 30.26 (16.17)	75m: 46.76 (16.50)		
	100m: 1:03.87 (17.11)	125m: 1:20.49 (16.62)	150m: 1:37.55 (17.06)		
	175m: 1:54.40 (16.85)	200m: 2:11.33 (16.93)			
41	 Nadilo Marina	15	 Nga Tai Tu...	0.70	2:11.42 Entry: 2:10.84 (+0.58)
	25m: 13.88	50m: 29.75 (15.87)	75m: 46.15 (16.40)		
	100m: 1:03.26 (17.11)	125m: 1:20.34 (17.08)	150m: 1:37.86 (17.52)		
	175m: 1:55.08 (17.22)	200m: 2:11.42 (16.34)			
42	 Sasamoto Rio	16	 Enterprise ...	0.77	2:11.47 Entry: 2:10.77 (+0.70)
	25m: 14.80	50m: 31.02 (16.22)	75m: 47.61 (16.59)		
	100m: 1:04.09 (16.48)	125m: 1:20.69 (16.60)	150m: 1:37.55 (16.86)		
	175m: 1:54.86 (17.31)	200m: 2:11.47 (16.61)			
43	 Laban (V) Mia	16	 Howick Pak...	0.74	2:11.63 Entry: 2:08.00 (+3.63)
	25m: 13.58	50m: 28.87 (15.29)	75m: 44.82 (15.95)		
	100m: 1:01.55 (16.73)	125m: 1:18.62 (17.07)	150m: 1:36.33 (17.71)		
	175m: 1:54.20 (17.87)	200m: 2:11.63 (17.43)			
44	 Lyles Jade	13	 Phoenix Aq...	0.71	2:11.66 Entry: 2:11.33 (+0.33)
	25m: 14.61	50m: 30.95 (16.34)	75m: 47.37 (16.42)		
	100m: 1:04.34 (16.97)	125m: 1:21.29 (16.95)	150m: 1:38.25 (16.96)		
	175m: 1:55.15 (16.90)	200m: 2:11.66 (16.51)			
45	 Parmenter Charlotte	16	 Jasi Swim ...	0.74	2:11.72 Entry: 2:05.63 (+6.09)
	25m: 13.63	50m: 29.29 (15.66)	75m: 45.55 (16.26)		
	100m: 1:02.34 (16.79)	125m: 1:19.41 (17.07)	150m: 1:36.96 (17.55)		
	175m: 1:54.68 (17.72)	200m: 2:11.72 (17.04)			
46	 Tarapi Ana	21	 Neptune S...	0.72	2:11.73 Entry: 2:10.89 (+0.84)
	25m: 15.15	50m: 31.45 (16.30)	75m: 47.96 (16.51)		
	100m: 1:04.58 (16.62)	125m: 1:21.18 (16.60)	150m: 1:37.88 (16.70)		
	175m: 1:55.08 (17.20)	200m: 2:11.73 (16.65)			
47	 Chote Trelise	17	 Mt Maunga...	0.76	2:12.04 Entry: 2:11.07 (+0.97)
	25m: 14.35	50m: 30.50 (16.15)	75m: 47.10 (16.60)		
	100m: 1:03.85 (16.75)	125m: 1:20.67 (16.82)	150m: 1:37.93 (17.26)		
	175m: 1:55.20 (17.27)	200m: 2:12.04 (16.84)			
48	 Bertinato (V) Mena	14	 Australia	0.71	2:12.13 Entry: 2:14.17 (-2.04)
	25m: 13.72	50m: 30.19 (16.47)	75m: 46.96 (16.77)		
	100m: 1:04.26 (17.30)	125m: 1:21.78 (17.52)	150m: 1:39.11 (17.33)		
	175m: 1:56.06 (16.95)	200m: 2:12.13 (16.07)			
49	 Scott Anabel	17	 Swim Timaru	0.79	2:12.37 Entry: 2:11.55 (+0.82)

25m: 14.33 50m: 30.38 (16.05) 75m: 47.08 (16.70)
100m: 1:04.42 (17.34) 125m: 1:21.18 (16.76) 150m: 1:38.36 (17.18)
175m: 1:55.66 (17.30) 200m: 2:12.37 (16.71)

50  **Cochran Jessica** 17  **Pukekohe ...** 0.72 **2:12.53**
Entry: 2:10.63 (+1.90)

25m: 14.19 50m: 30.14 (15.95) 75m: 46.66 (16.52)
100m: 1:03.34 (16.68) 125m: 1:20.21 (16.87) 150m: 1:37.76 (17.55)
175m: 1:55.34 (17.58) 200m: 2:12.53 (17.19)

51  **Smale Abbey** 21  **Wharenui S...** 0.79 **2:12.59**
Entry: 2:11.49 (+1.10)

25m: 15.18 50m: 31.42 (16.24) 75m: 48.09 (16.67)
100m: 1:04.91 (16.82) 125m: 1:21.68 (16.77) 150m: 1:38.72 (17.04)
175m: 1:55.71 (16.99) 200m: 2:12.59 (16.88)

52  **Hooton Zoe** 14  **Coast Swi...** 0.65 **2:12.96**
Entry: 2:14.17 (-1.21)

25m: 14.27 50m: 30.23 (15.96) 75m: 46.53 (16.30)
100m: 1:03.44 (16.91) 125m: 1:20.55 (17.11) 150m: 1:38.12 (17.57)
175m: 1:55.73 (17.61) 200m: 2:12.96 (17.23)

53  **Carter Violet** 14  **Ice Breaker...** 0.76 **2:13.07**
Entry: 2:12.69 (+0.38)

25m: 14.11 50m: 30.53 (16.42) 75m: 47.10 (16.57)
100m: 1:04.27 (17.17) 125m: 1:21.46 (17.19) 150m: 1:39.03 (17.57)
175m: 1:56.34 (17.31) 200m: 2:13.07 (16.73)

54  **Riley Ariella** 16  **Hamilton Aq...** 0.77 **2:13.21**
Entry: 2:05.50 (+7.71)

25m: 14.00 50m: 29.61 (15.61) 75m: 46.16 (16.55)
100m: 1:03.27 (17.11) 125m: 1:20.99 (17.72) 150m: 1:38.71 (17.72)
175m: 1:56.39 (17.68) 200m: 2:13.21 (16.82)

55  **Yule Helena** 13  **North Shor...** 0.75 **2:14.07**
Entry: 2:13.60 (+0.47)

25m: 14.74 50m: 31.07 (16.33) 75m: 47.75 (16.68)
100m: 1:04.87 (17.12) 125m: 1:22.18 (17.31) 150m: 1:39.68 (17.50)
175m: 1:57.11 (17.43) 200m: 2:14.07 (16.96)

56  **Ah Scha (V) Lusia Laa** 14  **New Caled...** 0.71 **2:14.38**
Entry: 2:13.77 (+0.61)

25m: 15.17 50m: 31.82 (16.65) 75m: 48.83 (17.01)
100m: 1:05.69 (16.86) 125m: 1:22.97 (17.28) 150m: 1:40.30 (17.33)
175m: 1:57.66 (17.36) 200m: 2:14.38 (16.72)

57  **Henderson Grace** 17  **Aquagym S...** 0.76 **2:14.43**
Entry: 2:11.64 (+2.79)

25m: 14.43 50m: 30.43 (16.00) 75m: 47.13 (16.70)
100m: 1:04.18 (17.05) 125m: 1:21.38 (17.20) 150m: 1:39.22 (17.84)
175m: 1:57.10 (17.88) 200m: 2:14.43 (17.33)


58  **Jarset (V) Camille** 15  **New Caled...** 0.76 **2:14.74**
Entry: 2:12.50 (+2.24)

25m: 14.38 50m: 30.70 (16.32) 75m: 47.78 (17.08)
100m: 1:04.85 (17.07) 125m: 1:22.34 (17.49) 150m: 1:39.79 (17.45)
175m: 1:57.60 (17.81) 200m: 2:14.74 (17.14)

59  **Dunne Lily** 13  **Wharenui S...** 0.74 **2:15.52**
Entry: 2:18.44 (-2.92)

25m: 14.36 50m: 30.92 (16.56) 75m: 47.66 (16.74)
100m: 1:05.02 (17.36) 125m: 1:22.22 (17.20) 150m: 1:40.35 (18.13)



175m: 1:58.52 (18.17) 200m: 2:15.52 (17.00)

60  **Hay Gemma** **14**  **Hamilton Aq...** 0.72 **2:15.62**
Entry: 2:15.18 (+0.44)



25m: 14.68	50m: 31.01 (16.33)	75m: 47.89 (16.88)
100m: 1:05.17 (17.28)	125m: 1:22.62 (17.45)	150m: 1:40.37 (17.75)
175m: 1:58.09 (17.72)	200m: 2:15.62 (17.53)	

61  **Scott Tessa** **15**  **St Paul's S...** 0.69 **2:16.17**
Entry: 2:12.09 (+4.08)



25m: 14.61	50m: 30.98 (16.37)	75m: 47.77 (16.79)
100m: 1:05.08 (17.31)	125m: 1:22.78 (17.70)	150m: 1:40.54 (17.76)
175m: 1:58.70 (18.16)	200m: 2:16.17 (17.47)	

62  **Van Geneijgen Poppy** **14**  **Hamilton Aq...** 0.76 **2:16.59**
Entry: 2:14.73 (+1.86)



25m: 14.90	50m: 31.63 (16.73)	75m: 48.80 (17.17)
100m: 1:06.51 (17.71)	125m: 1:24.02 (17.51)	150m: 1:42.01 (17.99)
175m: 1:59.67 (17.66)	200m: 2:16.59 (16.92)	

63  **McGrath Lily** **14**  **Neptune S...** 0.72 **2:16.85**
Entry: 2:13.81 (+3.04)

25m: 14.56	50m: 31.18 (16.62)	75m: 48.46 (17.28)
100m: 1:06.41 (17.95)	125m: 1:24.14 (17.73)	150m: 1:42.29 (18.15)
175m: 2:00.46 (18.17)	200m: 2:16.85 (16.39)	

64  **Leeds Indy** **13**  **North Cant...** 0.77 **2:16.95**
Entry: 2:10.46 (+6.49)



25m: 14.56	50m: 30.75 (16.19)	75m: 47.80 (17.05)
100m: 1:05.34 (17.54)	125m: 1:23.26 (17.92)	150m: 1:41.62 (18.36)
175m: 1:59.70 (18.08)	200m: 2:16.95 (17.25)	

65  **Scott Megan** **14**  **Swim Timaru** 0.70 **2:17.34**
Entry: 2:15.10 (+2.24)



25m: 14.60	50m: 30.82 (16.22)	75m: 47.78 (16.96)
100m: 1:05.44 (17.66)	125m: 1:23.09 (17.65)	150m: 1:40.88 (17.79)
175m: 1:59.06 (18.18)	200m: 2:17.34 (18.28)	

66  **Ding Cloris** **13**  **United Swi...** 0.71 **2:18.26**
Entry: 2:16.61 (+1.65)

25m: 14.91	50m: 31.62 (16.71)	75m: 49.23 (17.61)
100m: 1:07.00 (17.77)	125m: 1:25.02 (18.02)	150m: 1:43.12 (18.10)
175m: 2:01.01 (17.89)	200m: 2:18.26 (17.25)	

67  **Wellington Sophie** **13**  **Kiwi ASC** 0.71 **2:18.32**
Entry: 2:19.76 (-1.44)

25m: 14.92	50m: 31.83 (16.91)	75m: 49.61 (17.78)
100m: 1:07.69 (18.08)	125m: 1:25.84 (18.15)	150m: 1:43.89 (18.05)
175m: 2:01.71 (17.82)	200m: 2:18.32 (16.61)	

68  **Jackson Shae** **16**  **North Cant...** 0.85 **2:19.74**
Entry: 2:10.78 (+8.96)

25m: 15.16	50m: 31.75 (16.59)	75m: 48.94 (17.19)
100m: 1:06.94 (18.00)	125m: 1:25.24 (18.30)	150m: 1:43.85 (18.61)
175m: 2:02.11 (18.26)	200m: 2:19.74 (17.63)	

69  **Wilson Ella** **14**  **Selwyn Swi...** 0.81 **2:21.48**
Entry: 2:12.96 (+8.52)

25m: 14.86	50m: 31.14 (16.28)	75m: 48.21 (17.07)
100m: 1:06.18 (17.97)	125m: 1:24.70 (18.52)	150m: 1:43.52 (18.82)
175m: 2:02.53 (19.01)	200m: 2:21.48 (18.95)	

70

 Hoglinger Emilia

13



United Swi...

0.76

2:22.60

Entry: 2:19.76 (+2.84)

25m: 15.47

50m: 32.28 (16.81)

75m: 49.75 (17.47)

100m: 1:08.30 (18.55)

125m: 1:26.46 (18.16)

150m: 1:44.96 (18.50)

175m: 2:03.78 (18.82)

200m: 2:22.60 (18.82)